


OUR
PLANTABLE
PENCILS
WOULD LIKE
TO BE
A SPROUT

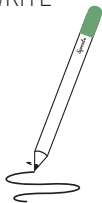


Sprouts

BLOOM
-yourmessage.nl

HOW TO GROW YOUR SPROUT PENCIL

WRITE



DULL



SHARPEN

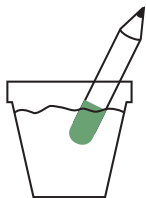


TOO SHORT?



PLANT YOUR PENCIL

Gently press the Sprout pencil into the soil, tip side up. Push it in up to the edge of the green tap. Make sure to place the pencil sideways so the plant can grow straight upwards. After 1-2 days move the pencil stub to a different place. This will allow the seeds even better conditions for sprouting.



ADD WATER, SUN & LOVE



WATCH IT GROW AND GROW!



Sprout

BLOOM
-yourmessage.nl

